

# MonAct™ Series

## 1200lbs Electromagnetic Lock with Door Status Detection.

Model **UL545BWM-SL-A (Monitored Version)**

### DESCRIPTION

UL545BWM-SL renders advance security monitoring by integrating door status monitoring function (DSMF) (providing door opened/closed signal) in addition to the standard lock status monitoring function (LSMF). UL545BWM-SL monitored EM locks are **inbuilt with Reed Switch**, it is designed to meet fire and life safety applications by providing an auxiliary locking mechanism that has no moving parts to bind or wear out for trouble free operation. This will ensure inhibited release at all times where they have become extremely prevalent in applications other than fire/life safety. Suitable for higher security areas within buildings.



### FEATURES & SPECIFICATION



**Life Safety Applications**



**Zero Residual Magnetism**



**Low Energy Consumption**



**Cost Savings**



**12/24Vdc Selectable**

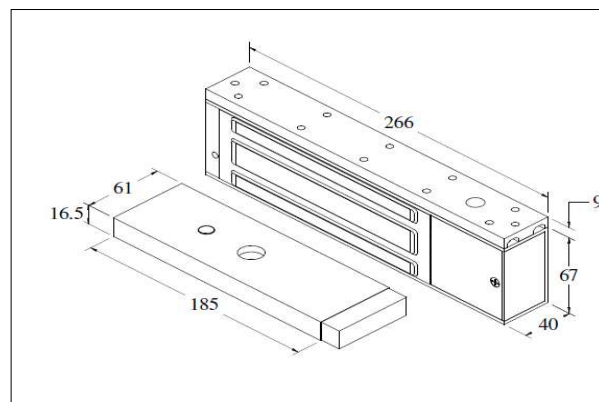


**Door Status Monitoring**



**Ideal for all door types**

Models	UL545BWM-SL-A
<b>Features &amp; Spec.</b>	
<b>Lock Status Monitoring</b>	With inbuilt Bond Sensor & LED
<b>Door Status Monitoring</b>	Onboard reed switch for door status detection
<b>Holding Force</b>	Up to 1200lbs
<b>Magnet Size</b>	266 X 67 X 40 mm
<b>Armature Size</b>	185 X 61 X 16.5 mm
<b>Current Drain</b>	420mA±10%/12Vdc 210mA±10%/24Vdc
<b>Operating Temperature</b>	(-10 to 55)°C (14 to 131)°F
<b>Housing Finishing</b>	Anodized Aluminium
<b>Est. Weight</b>	4.71kg

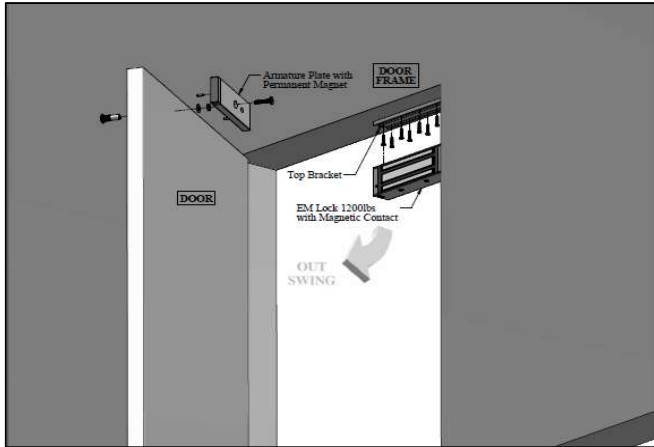


[www.algateclocks.com](http://www.algateclocks.com)

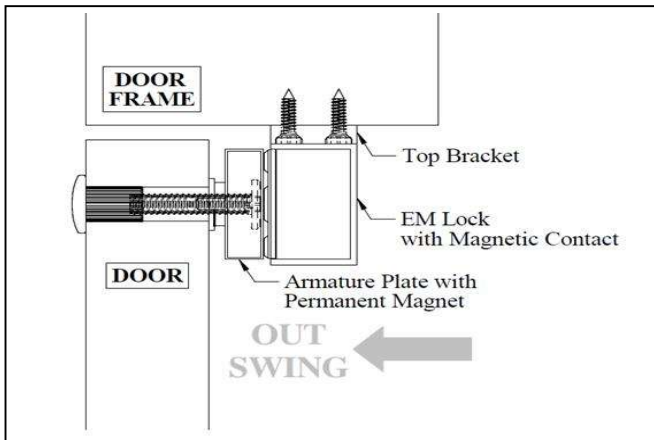
# MonAct™ Series

**1200lbs Electromagnetic Lock with Door Status Detection.**

## STANDARD INSTALLATION DIAGRAM

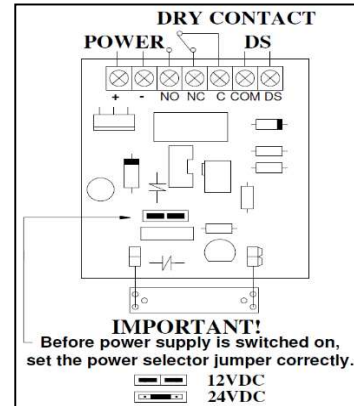


Explode View



Side View

## WIRING DIAGRAM



## OPTIONAL - BRACKET SELECTION

LS-545	U1-545	ZL-545	ZLE-545	LSDC-545-G	ZLDC-545-G
AHM-545	AB-545				